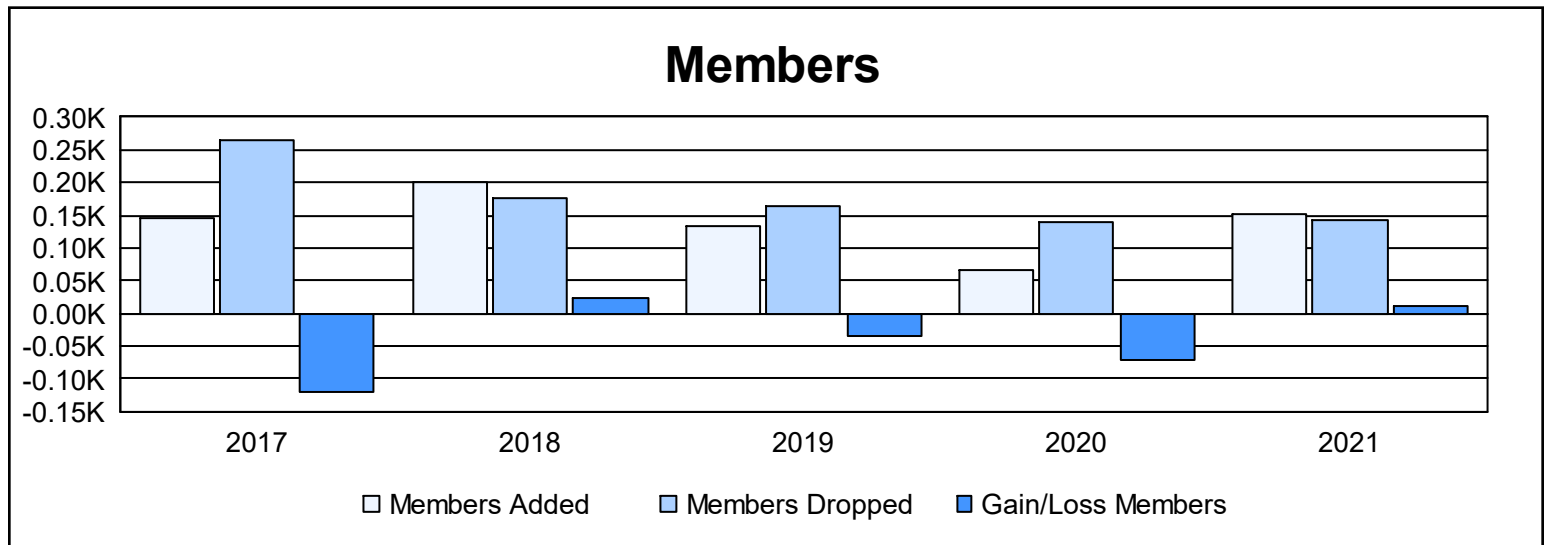
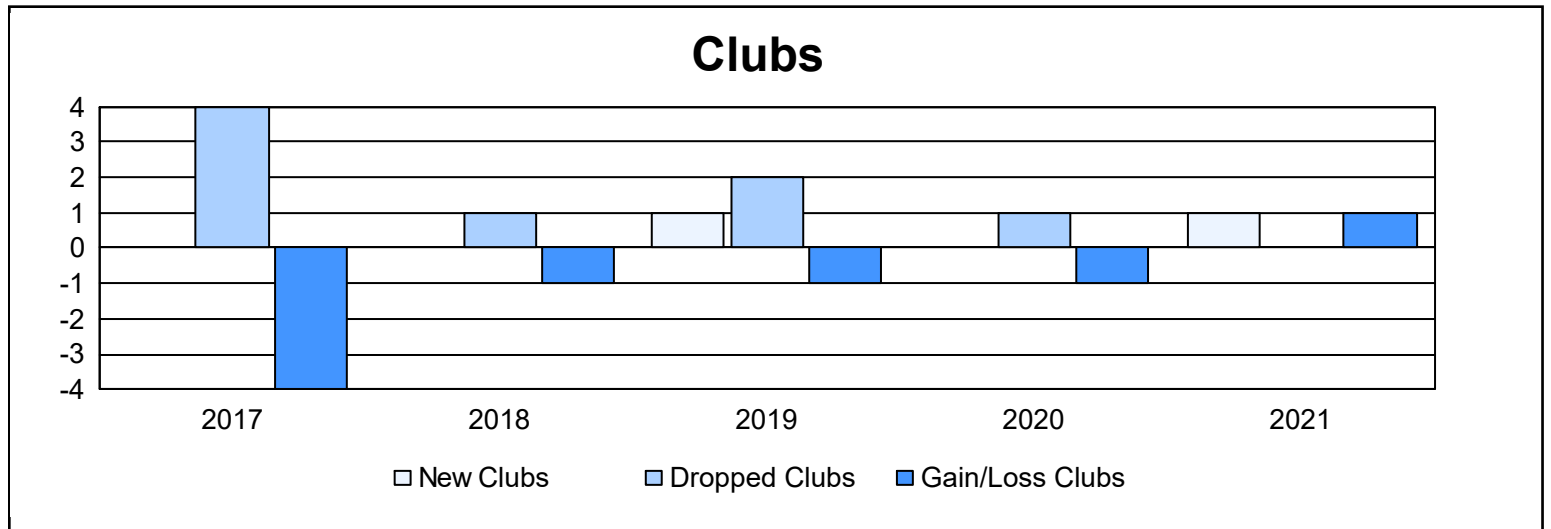
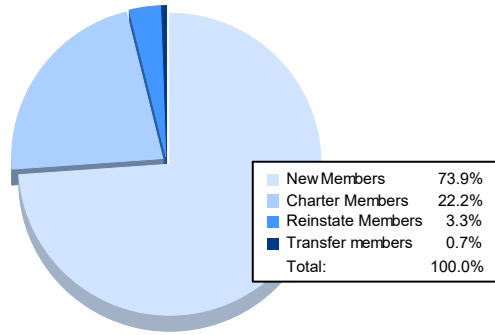


| Year           | New Clubs | Dropped Clubs | Gain/ Loss Clubs | New Members | Charter Members | Reinstate Members | Transfer Members | Total Member Added | Total Members Dropped | Gain/ Loss Members |
|----------------|-----------|---------------|------------------|-------------|-----------------|-------------------|------------------|--------------------|-----------------------|--------------------|
| 2016-2017      | 0         | 4             | -4               | 111         | 8               | 16                | 12               | 147                | 266                   | -119               |
| 2017-2018      | 0         | 1             | -1               | 155         | 2               | 40                | 3                | 200                | 177                   | 23                 |
| 2018-2019      | 1         | 2             | -1               | 104         | 22              | 0                 | 6                | 132                | 165                   | -33                |
| 2019-2020      | 0         | 1             | -1               | 64          | 0               | 3                 | 0                | 67                 | 139                   | -72                |
| 2020-2021      | 1         | 0             | 1                | 113         | 34              | 5                 | 1                | 153                | 143                   | 10                 |
| <b>Average</b> | <b>0</b>  | <b>2</b>      | <b>-1</b>        | <b>109</b>  | <b>13</b>       | <b>13</b>         | <b>4</b>         | <b>140</b>         | <b>178</b>            | <b>-38</b>         |



### Membership Composition June 2021 Cumulative



### Gender Composition June 2021 Cumulative

